

SCAVENGER HUNT











Line

Lines are all around us. You may see them in patterns, on objects, or around shapes. Sometimes, they are clear and harder to notice. Look for different examples of lines around your home or neighborhood.

When you see an object that matches a description below, draw the object in the box.

“A line is a dot that went for a walk.”

- Paul Klee

CURVED 	STRONG 	REPEATED 	HORIZONTAL 
STRAIGHT 	SOFT 	DIAGONAL 	VERTICAL 

Next steps

1. Lines can be very expressive. Try to draw a line for each emotion: sad, excited, nervous, and brave. How are the lines different?
2. Find a piece of paper with lines. This could be notebook paper, graph paper, an old calendar page, or other paper with lines. Think about something you would like to draw. How can you incorporate the lines on the paper into your new artwork?
3. Ask a grown-up to help you visit chrysler.org. Search the collection for *Untitled (Night View of the Brooklyn Bridge)* by Joseph Stella. What words can you use to describe the lines in this painting?